

## PUSH BUTTON BOX APN MODEL




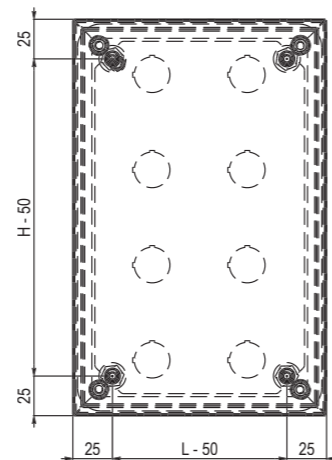
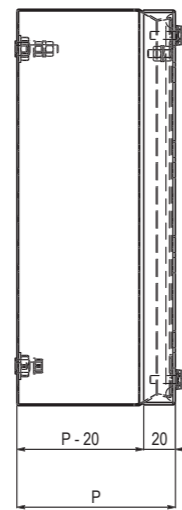
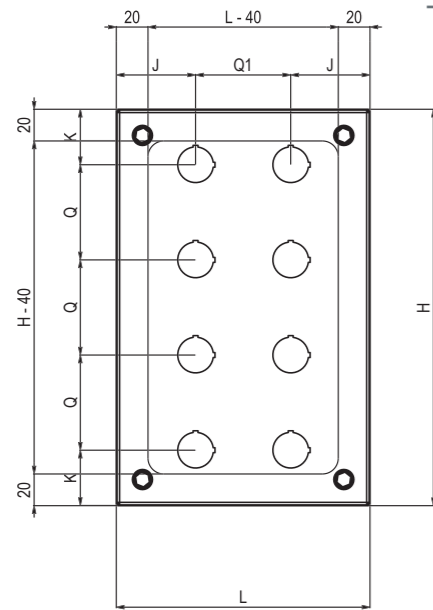
Push button box in AISI 304 (Wnr 1.4301) stainless steel.  
Ideal for use in the most demanding industrial sectors thanks to the positioning of the gasket inside the lid that allows it to be exposed to even the most aggressive and burdensome environments.

Fitted as standard with o-ring kit that exceed the compliance requirements of regulatory standards of the food industry. Supplied with a o-ring kit for use on applications in an environment resistant to hydrocarbons.

Pre-drilled lid. Internal plate not included.

Degree of protection IP66, IP67 and IP69K, UL certified.

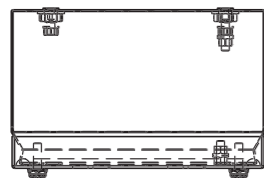
On request also ATEX .



L = W (width)

H = H (height)

P = D (depth)



### TECHNICAL DATA

Door drill size W - 40 mm (1.57") H - 40 mm (1.57")

Usable depth D - 15 mm (0.59")

Centre to centre distance H - 30 mm (1.18") for models

between fixing holes M5 APH 9 9 / 9 14 / 9 20 / 9 28  
H - 50 mm (1.97") for all other models

Minimum dimensions 90 mm x 90 mm x 90 mm

Maximum dimensions 500 mm x 500 mm x 200 mm



PUSH BUTTON  
APN MODEL.

EQUIPPED WITH O-RING KIT  
FOR USE ON ENVIRONMENTAL  
APPLICATIONS RESISTANT TO  
HYDROCARBONS.

ATEX CERTIFIED ON REQUEST.

IP66, IP67 AND IP69K  
DEGREES OF PROTECTON

UL CERTIFIED.

### TECHNICAL DESCRIPTION

**Type of steel:** AISI 304 (Wnr 1.4301) Scotch-brite

**Thickness:** from 1 to 1.5 mm according to the model dimensions

**Back fixing:** M5 bushings

**Gasket:** silicone

**Cover fixing:** 4 screws\*

**Internal mounting plate:** not included

**Cover:** drilled

**Holes:** Ø 22,5 mm

\* if L > 400 1 screw must be added per side,  
if H > 400 1 screw must be added per side (600x600 will have 8 screws)

### CUSTOMIZATION POSSIBILITIES

Dimensions: adaptable on request\*

Thickness: adaptable on request\*

Material: AISI 316L (Wnr 1.4404)

Finishes: SN Coarse brushed\*

Back fixing: studs

\* Check when placing order

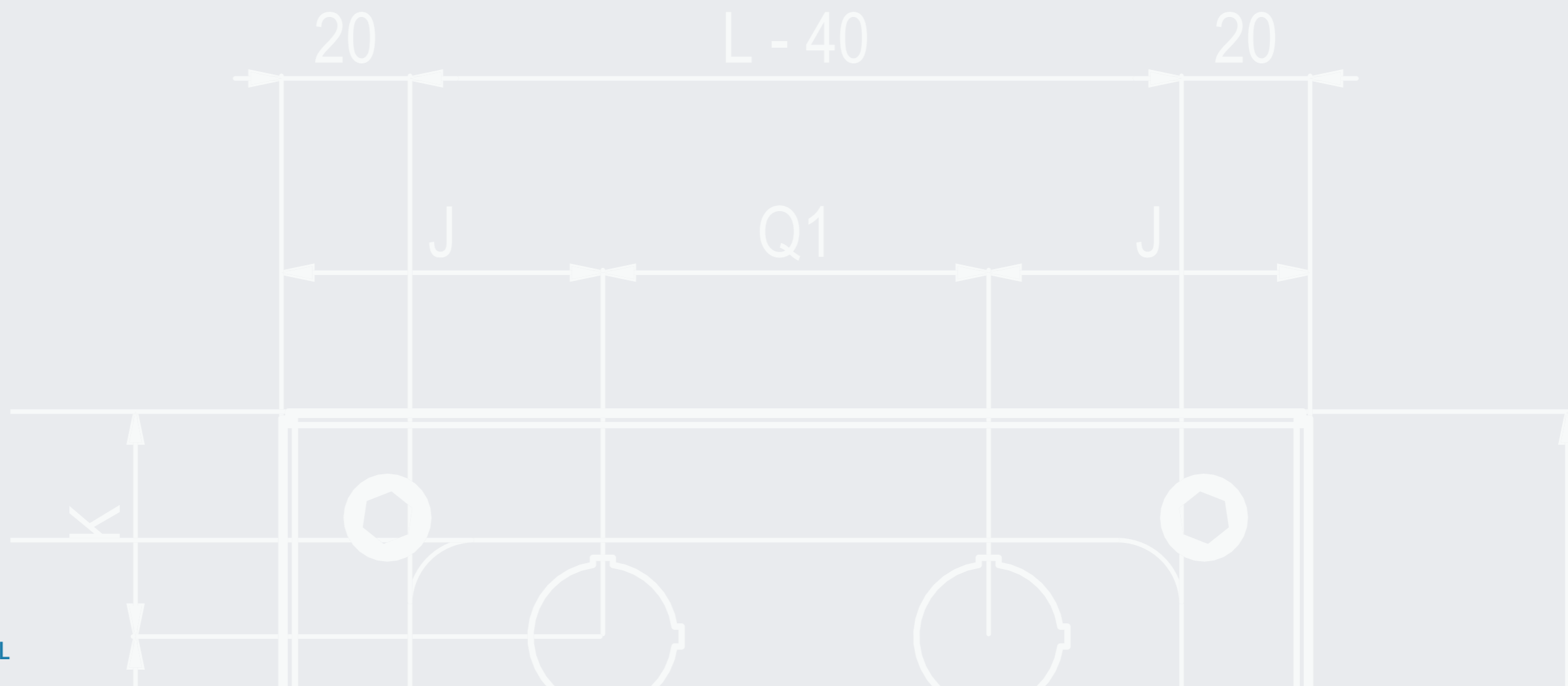
### CERTIFICATIONS

IP66, IP67, IP69K, ATEX zona 2GD e 3GD\*, UL type 1-12-4-4x

\* on request

### ON REQUEST

FeZn or stainless steel internal mounting plate



PUSH BUTTON BOX **APN MODEL**

Model	Code	External dimensions			Kg*	J	Q/Q1	K	No. holes per row	Centre to centre distance between rear bushings		No. Bushing	No. Closing points	Door drill size		Working depth	Certifications				Model
		W	H	D						W	H			W	H		D	IP 66 / IP67 / IP 69K	UL type 1,12,4,4x	FDA	
APN 9 9	APN090090090001	90	90	90	0,56	45	X	45	1		60	2	4	50	50	67	√	√	√	on request	APN 9 9
APN 9 14	APN090140090001	90	140	90	0,74	45	60	40	2		110	2	4	50	100	67	√	√	√	on request	APN 9 14
APN 9 20	APN090200090001	90	200	90	0,95	45	60	40	3		170	2	4	50	160	67	√	√	√	on request	APN 9 20
APN 9 28	APN090280090001	90	280	90	1,24	45	60	50	4		250	2	4	50	240	67	√	√	√	on request	APN 9 28
APN 16 16	APN160160100001	160	160	100	1,34	50	60	50	2x2	110	110	4	4	120	120	77	√	√	√	on request	APN 16 16
APN 16 25	APN160250100001	160	250	100	1,84	50	60	35	4x2	110	200	4	4	120	210	77	√	√	√	on request	APN 16 25
APN 20 20	APN200200100001	200	200	100	1,83	70	60	40	3x2	150	150	4	4	160	160	77	√	√	√	on request	APN 20 20

\* Net weight without packing material